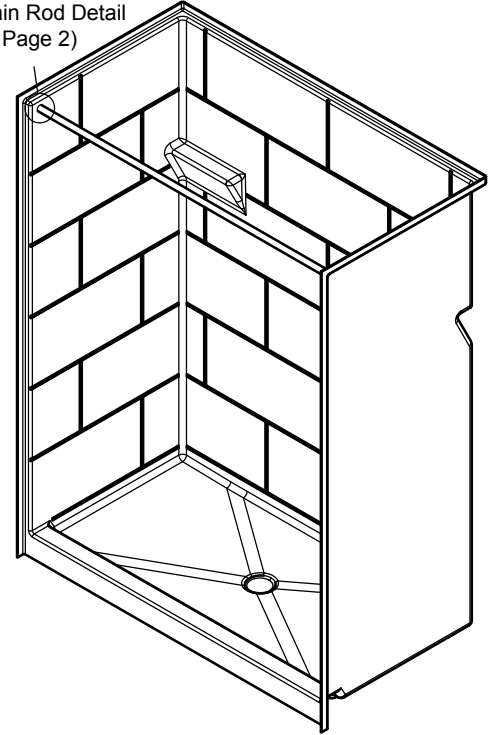


Project Name		Customer Name	
Quote Number		Date	
Customization			

## Standard Features

<b>Type</b>	One-piece curbed shower with simulated 12" x 24" tile design and molded shelves
<b>Color</b>	White
<b>Exterior Dimensions</b>	60"W x 32-5/8"D x 78-1/2"H
<b>Materials</b>	Gel coat and fiberglass composite
<b>Approximate Weight</b>	130 lbs

Curtain Rod Detail  
(See Page 2)



## Certifications and Accessibility Code Compliance



Universal  
Plumbing Code



CSA B45.5-11 / IAPMO Z124-2017



HUD / FHA

**ANSI**

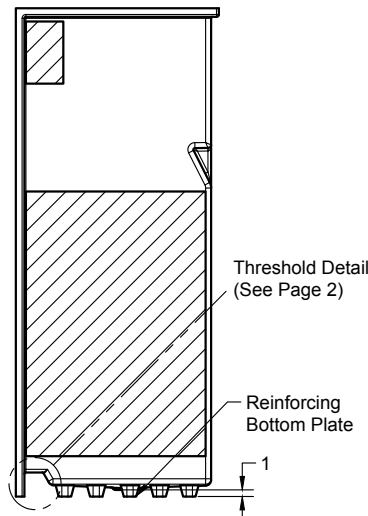
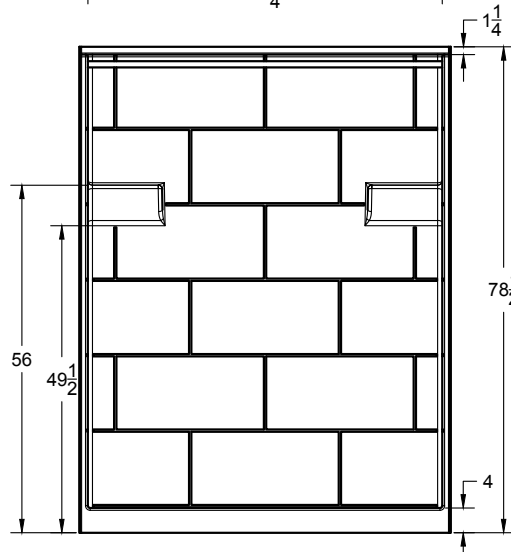
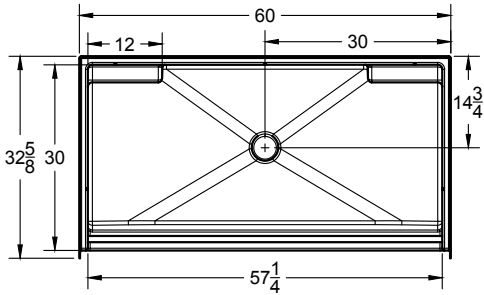
ICC A117.1 - 2017  
ANSI Type B

## Warranty


30 Year Limited

## Reinforcement

Reinforced with EverFab's unique composite core material according to FHA and ANSI Type B Unit requirements

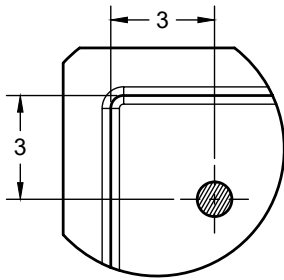


Fully reinforced with EverFab core material for factory or field installation of grab bars and seat

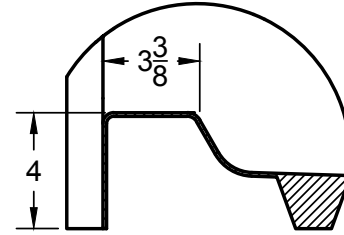


Due to the nature of the material, all measurements may vary by  $\pm 3/8"$ .  
Dimensions needed for site preparation should be measured from the unit.

## Additional Details



Standard Curtain Rod Location



Threshold

## Architectural Specifications

### A. Shower Stall:

1. Model: No. SS6033TB
2. Description: One-piece shower stall with reinforcing bottom plate, slip-resistant floor, simulated 12 inch x 24 inch tile, molded soap ledges, and inorganic composite reinforcement capable of meeting FHA and ANSI Type B Unit accessibility requirements
3. Exterior dimensions: 60 inches wide x 32-5/8 inches deep x 78-1/2 inches high
4. Rough-in: +1/8" -0" nominal dimensions
5. Optional Accessories: Furnish with [curtain rod], [shower curtain], [recessed soap dish], [composite corner shelf], [shower slide-bar kit], [EverFab tub-wrap], [shower drain], [18" grab bar], [24" grab bar], [folding seat]. If applicable, please indicate location of additional accessories on drawing
6. Accessory Style: [A0 - No Accessories], [Standard Thru-Bolted], [Flanged], [Elite Series], [Anti-Ligature], [Custom]
7. Accessory Finish: [A0 - No Accessories], [Standard Satin Stainless], [Matte Black], [Polished Stainless] [White], [Custom]

## Optional Accessories†

<input type="checkbox"/> Curtain Rod	<input type="checkbox"/> Shower Drain
<input type="checkbox"/> Shower Curtain	<input type="checkbox"/> 18" grab bar
<input type="checkbox"/> Recessed Soap Dish	<input type="checkbox"/> 24" grab bar
<input type="checkbox"/> Composite Corner Shelf	<input type="checkbox"/> Folding seat
<input type="checkbox"/> Shower Slide-Bar Kit	
<input type="checkbox"/> EverFab Tub-Wrap	

## Accessory Style

- Thu-bolted (Standard)
- Flanged
- Elite Series
- Anti-ligature
- Custom, please specify:

## Accessory Finish

- Satin Stainless (Standard)
- Matte Black
- Polished Stainless
- White
- Custom, please specify:

†If applicable, please select accessory style and finish from options above. If custom, please also indicate desired location(s) on drawing.